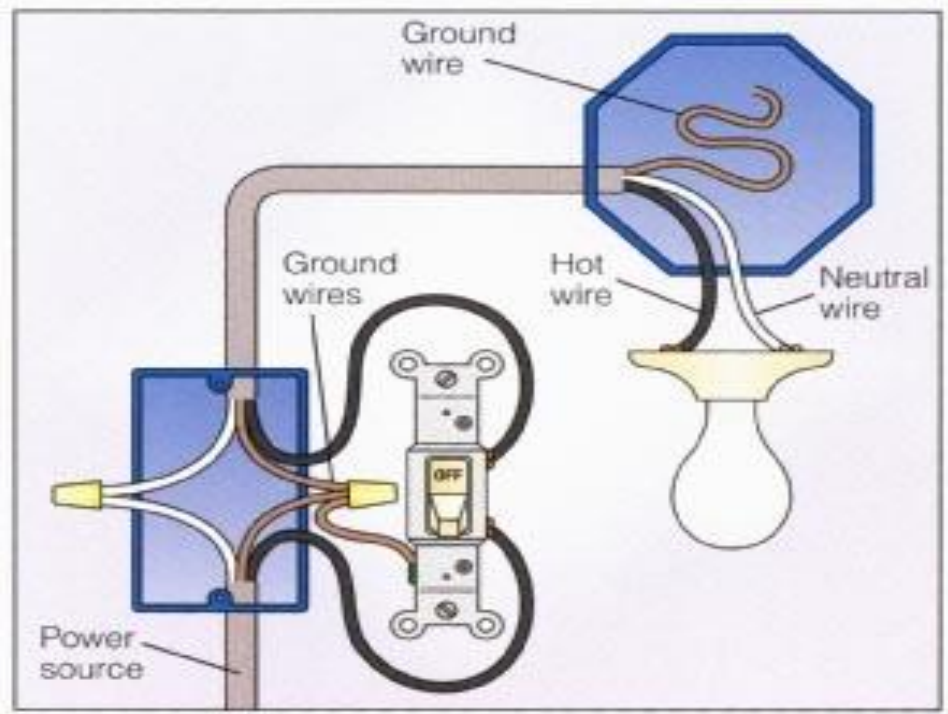


Single Pole Switch Lab #1

Electricity

Using the diagram below wire the single pole switch to a light fixture.



Evaluation Score Card

Possible

Points

Earned

Correct receptacle

5

Correct wires

5

Properly tightened

5

Project is straight and neatly constructed

3

Safe work habits

2

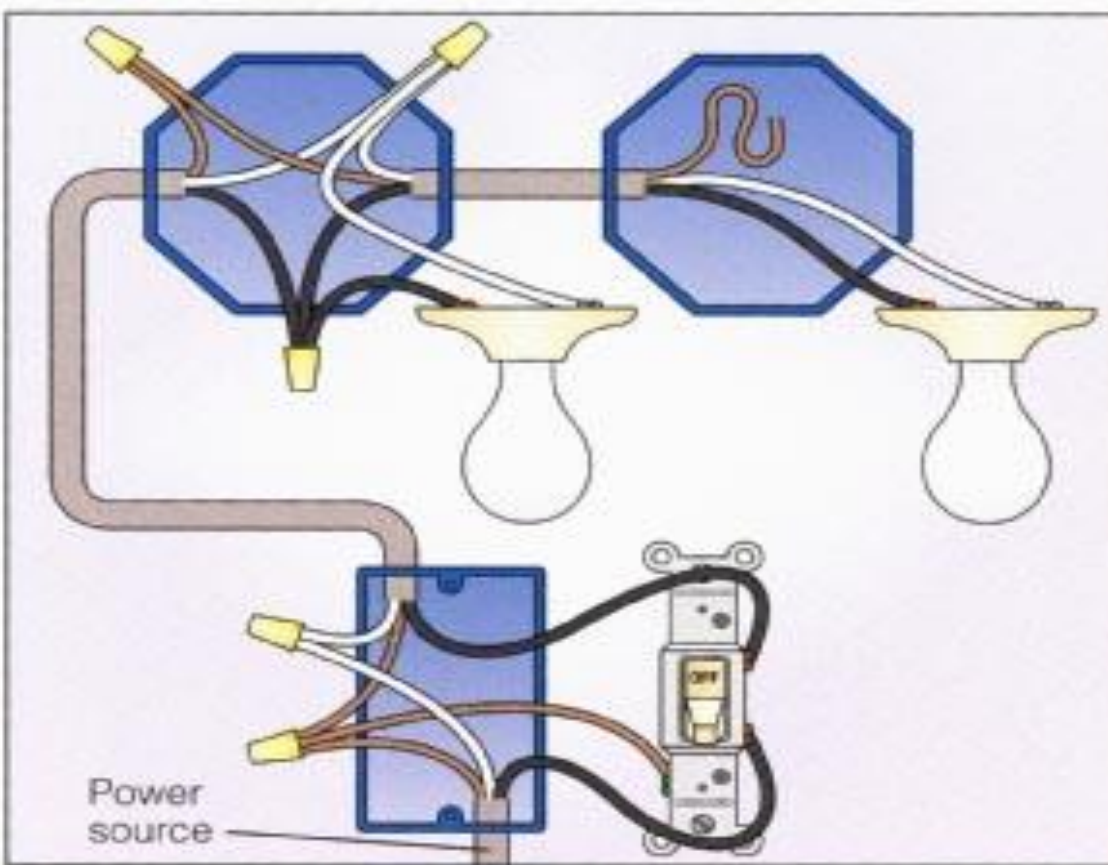
Total

20

Single Pole Switch Lab #2

Electricity

Using the diagram below wire the single pole switch to a light fixture.

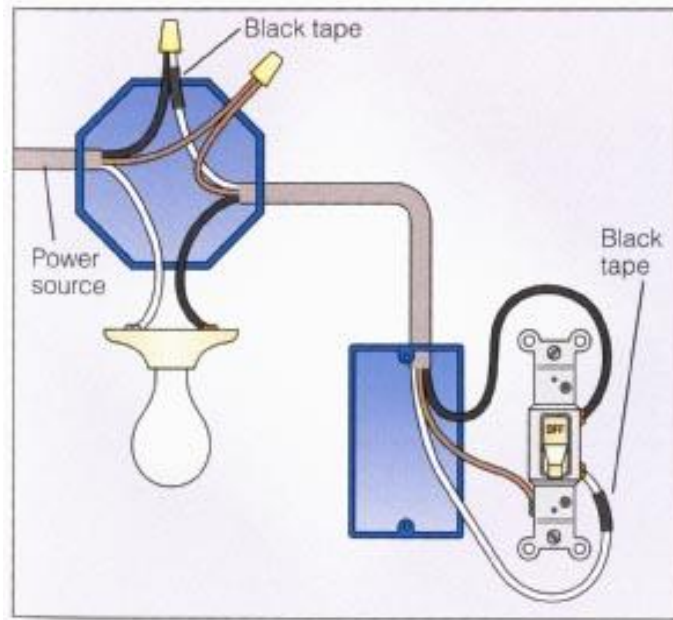


Evaluation Score Card	Points	
	Possible	Earned
Correct receptacle	5	_____
Correct wires	5	_____
Properly tightened	5	_____
Project is straight and neatly constructed	3	_____
Safe work habits	2	_____
Total	20	_____

Single Pole Switch Lab #3

Electricity

Using the diagram below wire the single pole switch to a light fixture.

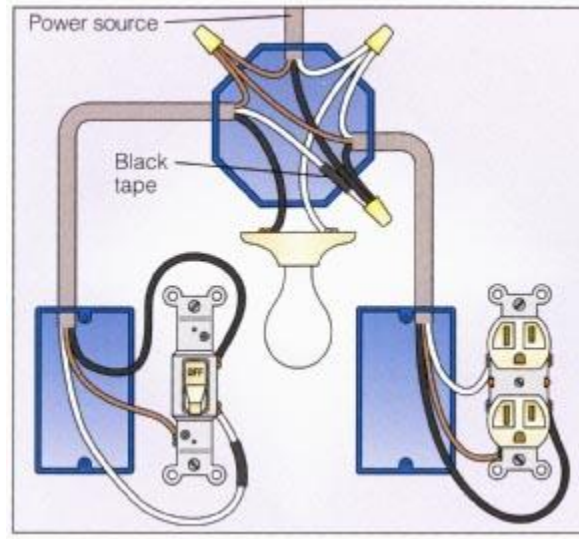


Evaluation Score Card	Points	
	Possible	Earned
Correct receptacle	5	_____
Correct wires	5	_____
Properly tightened	5	_____
Project is straight and neatly constructed	3	_____
Safe work habits	2	_____
Total	20	_____

Single Pole Switch Lab #4

Electricity

Using the diagram below **Switch loop with receptacle added after fixture.** In this configuration, the switch loop controls the fixture only. The unswitched receptacle is hot all the time.

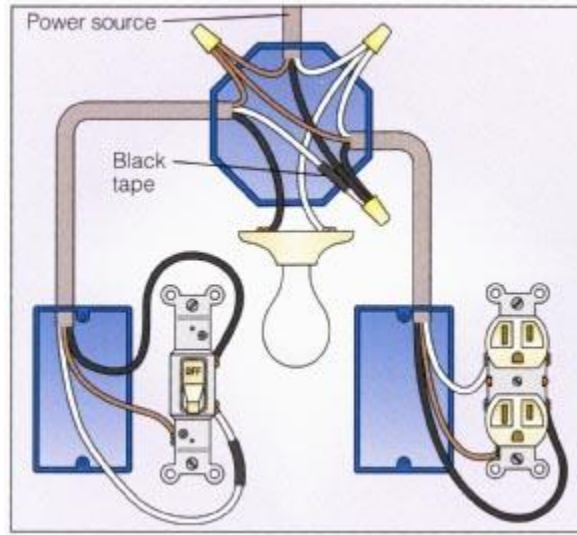


Evaluation Score Card	Points	
	Possible	Earned
Correct receptacle	5	_____
Correct wires	5	_____
Properly tightened	5	_____
Project is straight and neatly constructed	3	_____
Safe work habits	2	_____
Total	20	_____

Single Pole Switch Lab #5

Electricity

Using the diagram below **Switch loop with receptacle in the same box.** The switch loop controls the fixture only. The unswitched receptacle is hot all the time.



Evaluation Score Card

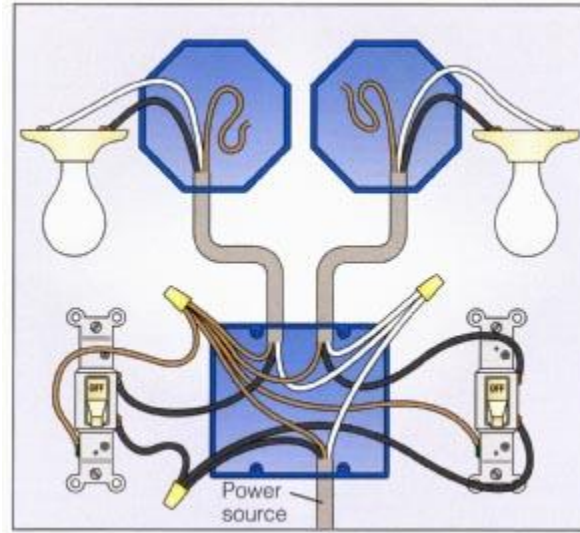
Points

	Possible	Earned
Correct receptacle	5	_____
Correct wires	5	_____
Properly tightened	5	_____
Project is straight and neatly constructed	3	_____
Safe work habits	2	_____
Total	20	_____

Single Pole Switch Lab #6

Electricity

Using the diagram below **Two fixtures with two switches**, power entering switch. The circuit that supplies power to the switch box is used for two switches and two separate switched circuits.

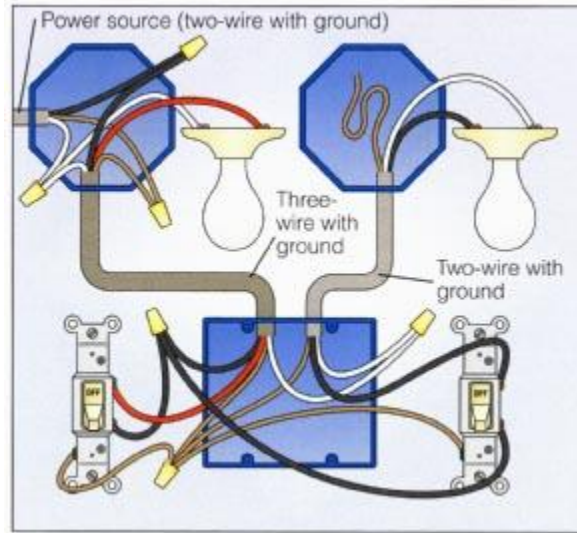


Evaluation Score Card	Points	
	Possible	Earned
Correct receptacle	5	_____
Correct wires	5	_____
Properly tightened	5	_____
Project is straight and neatly constructed	3	_____
Safe work habits	2	_____
Total	20	_____

Single Pole Switch Lab #7

Electricity

Using the diagram below **Two fixtures with two switches**, power entering one fixture. The black wire supplies power to both switches. The red wire is a switched hot wire back to fixture.



Evaluation Score Card	Possible	Points Earned
Correct receptacle	5	_____
Correct wires	5	_____
Properly tightened	5	_____
Project is straight and neatly constructed	3	_____
Safe work habits	2	_____
Total	20	_____