



State Officer Candidate Workshop

Post-Workshop Review Packet

Session One

ROLES AND RESPONSIBILITIES OF A STATE OFFICER (see attachment)

- o The year is full of hard work, much of which is done behind-the-scenes and not on a stage or in front of people.
- o Words that describe the roles and responsibilities of state officers



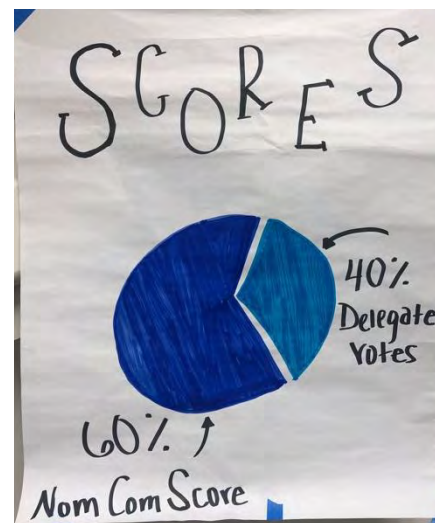
Session Two

BECOMING FAMILIAR WITH THE STATE OFFICER CANDIDATE HANDBOOK

- o Read through the handbook and look for parts that are surprising, raise some questions, and parts that will be helpful during your interview preparations

NOMINATING COMMITTEE

- o 12 high-school/college FFA members.
- o Student and adult coordinators are there to assist with the schedule and discussion.
- o Writing practicum, the application, and the Stand and Deliver rounds will be scored by an adult panel of industry professionals.
- o Total Score Make-Up
 - o 60% - Scores from Nom Com
 - o 40% - Delegate votes



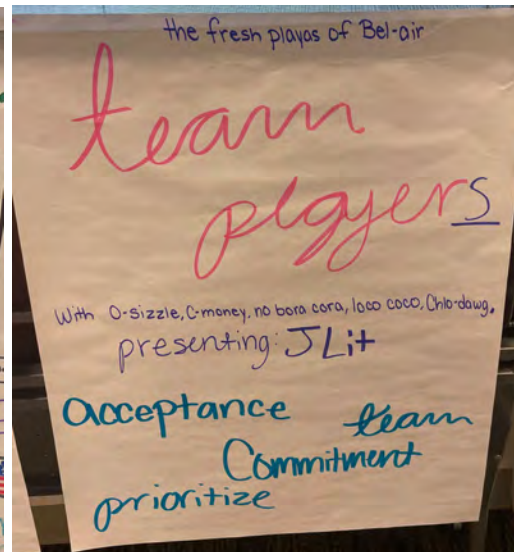
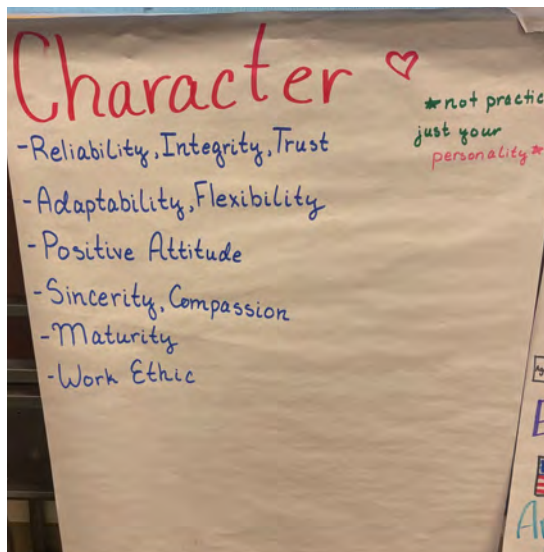
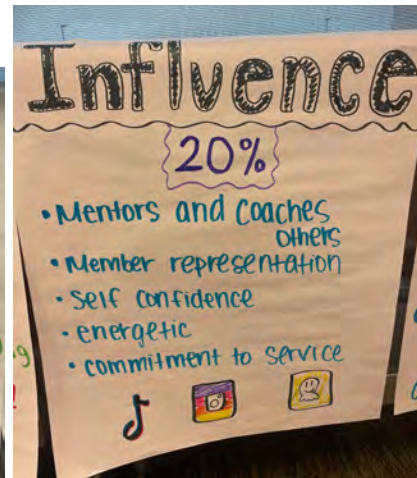



State Officer Candidate Workshop

Post-Workshop Review Packet

COMPETENCIES

- o Each competency is worth 20% of total nominating committee score
- o Further breakdowns and information can be found in handbook





State Officer Candidate Workshop

Post-Workshop Review Packet

Session Three

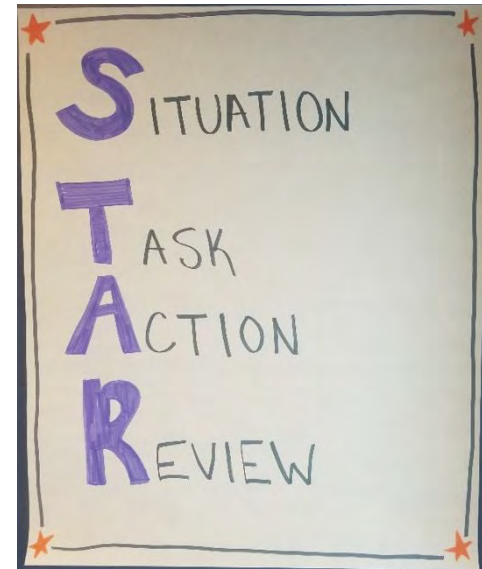
INTERVIEW ROUNDS (Detailed descriptions below)

- o Round #1: Personal Round One
- o Round #2: Multiple Choice Test
- o Round #3: Round Robin
- o Round #4: One-on-One
- o Round #5: Writing Exercise
- o Round #6: Advocacy Stand and Deliver
- o Round #7: Personal Round Two

BEHAVIORAL BASED INTERVIEWS

<https://www.youtube.com/watch?v=3KOcSBVRvWo>

- o How is this video like the interviews we will go through?
- o How is this video unlike the interviews we will go through?
- o STAR Method
 - o <https://www.youtube.com/watch?v=8iYbMcaeEjU>
 - o Situation: Describe a situation you were involved in that had a positive outcome
 - o Task: Clearly describe your task and specific goals
 - o Action: Specifically state what actions you did to achieve those goals
 - o Review/Results: Share what results followed and review to wrap up
- o General Interview Tips
 - o Eye contact, how to think through an answer, shaking hands, how to sit, etc.





State Officer Candidate Workshop

Post-Workshop Review Packet

Session Four

STATE OFFICER PANEL

- o *What is the best tip you can share about preparing for state office?*
 - o “Just be yourself, because if you’re not – it’s going to be really hard to ‘fake’ yourself for an entire year serving as a state officer & it will not be an enjoyable year for you.”
 - o “Come as you are - you don’t have to be a district officer before running for state office.”
 - o “Understand your strengths and your weaknesses. It is just as important to know what you are bad at as it is to know what you’re good at.”
- o *Did becoming a state officer impact your involvement in other activities*
 - o “While state office does take up a large portion of my time, I am still able get involved in clubs at Iowa State. You may not be able to be as involved as other college students, but there are still opportunities available to you”
 - o “State office is only 365 days. You may have to give up a couple other activities to make the most of your time, which may include not being able to show at the county fair or other livestock shows.”
- o *Why did you decide to run for state office?*
 - o “I wanted to serve others. I have watched other state officers dedicate their lives to bettering this organization and I wanted to do the same.”

IOWA TEAM AG ED

- o Scott Johnsonl briefly described the financial resources available to State Officers and the different components of Team Ag Ed
 - o Finances
 - If finances are a worry for you, don’t let that be the reason you do not run for office.
 - Financial resources, like mileage and reimbursements are available to state officers
 - o Team Ag Ed
 - Iowa FFA Alumni: <http://www.iowaffaalumni.com/>
 - Iowa Association of Agricultural Educators: <http://www.iowaagteachers.org/>
 - Iowa PAS: <http://www.iowapas.org/>
 - Iowa FFA Foundation: <http://www.iowaffafoundation.org/>



State Officer Candidate Workshop

Post-Workshop Review Packet

Session Five

WRITING EXERCISE

- o Practice good grammar, writing mechanics, and writing structure
- o Follow word limit – quality over quantity
- o See below for round description

KNOWLEDGE EXAM

- o 30 questions, 30 minutes, taken online
- o Fact sheet will be posted online
- o Exam questions will be pulled directly off of this fact sheet
- o See below for round description

STAND AND DELIVER

- o Possible prompt listed below
- o Not a lot of time to present, so don't overfill with info and stories
- o See below for round description

ROUND ROBIN

- o All about having a conversation
- o Industry professional will have question prompts with them
- o You want to direct and keep the conversation going
- o Show off your knowledge
- o See below for round description

CALMING NERVES

- o Be sure to breathe
- o Keep yourself busy during down-time
- o Take the few minutes in the hallway before entering the room to get yourself ready
- o Believe in yourself and be you!!



State Officer Candidate Workshop

Post-Workshop Review Packet

Session Six

GALLERY WALK

- o Reflect on the day, the information learned, and what got us here

A goal I have outside of FFA is ...

- Finish schooling, get my ag law degree, and find a job
- Work my way up the corporate ladder in a career
- Find a career that I love & excel in!
- Continue growing in leadership
- Study hard with family
- Attend Ok State for Ag/business
- Be the Ag teacher mine was for myself
- Figuring my own life out & loving it w/ a help from my Mom & Dad
- get my Masters degree
- To pursue a career in A.I and E.T
- Keep growing in The Ag Company
- Graduate High School
- To lead with passion
- live a life of happiness and compassion toward others
- Start up a business and grow a family
- Impact people
- Continue to be someone others trust to turn to and always being positive.

My AH-HA moment was ...

- being able to put a smile on others faces
- Seeing the emotion of FFA Scholars
- Wanting to make people feel valued
- Listening to retiring address from post officer hearing their experience
- it is okay to feel the feels
- My first National Convention
- My freshmen year state convention
- Losing once and becoming better for next time
- Jess Herr's National officer retiring address
- Comparison is the thief of joy
- Seeing the impact made on other members
- Seeing how much my family has supported me
- You always have God & teammates to lean on
- Reliving experiences & memories
- Realizing how much everyone deserves to feel a sense of belonging
- Feeling like I belong in this organization

How Can I Use This New Knowledge Outside of FFA?

- can use my knowledge for the kids I teach
- Impact others like I was, I wouldn't be the person I am without it.
- I can use my leadership skills to help my little sisters grow
- Be a better person
- How to be a better leader
- Be a better friend & help my friends grow
- Being a leader in a career
- The interview pointers will guide me for the rest of my life
- I can use it for future careers
- Inspire and provide personal growth in people in my community
- Be myself not what people expect
- Be a better person
- Be a better friend & help my friends grow
- Being a leader in a career
- The interview pointers will guide me for the rest of my life
- I can use it for future careers
- Inspire and provide personal growth in people in my community

Something I've learned about myself is ...

- overcompare myself to others
- I thrive around people
- I love to travel
- I'm not the best public speaker, but I'm great at listening and understanding
- My goal is to help others become leaders
- I need to reflect more on what makes me myself
- I'm critical of myself & need to give myself some slack
- its okay to fail it makes human
- you how much you truly determined
- Don't be so hard on yourself
- My friends, family, & faith are crucial to pushing me forward
- I compare myself to others around me
- I'm terrified of not hard up to my own expectations
- I'm a really hard critic on myself
- I need to do more self-reflection
- I really struggle w/ the fear of failure
- I'm scared to fail
- I self-blame
- I love to talk to other people

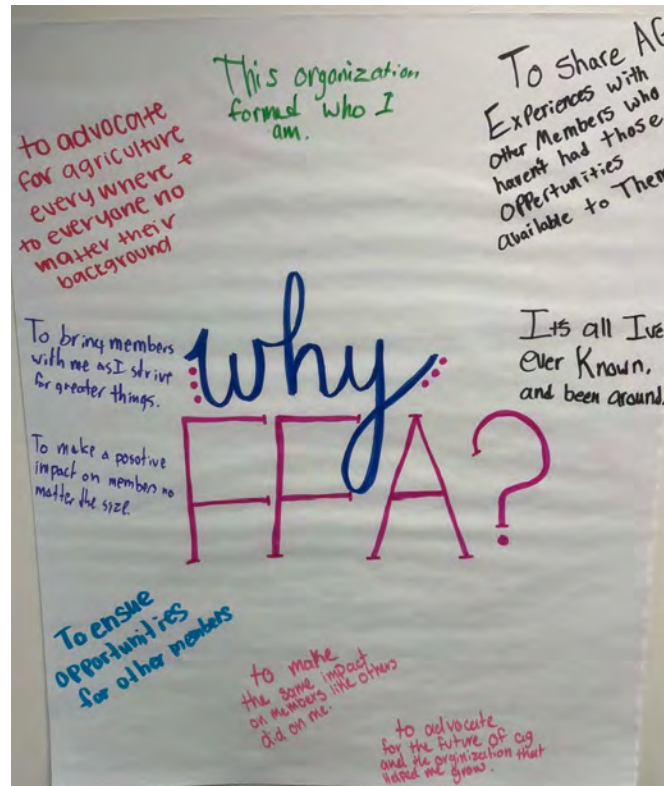


State Officer Candidate Workshop

Post-Workshop Review Packet

“CHALK TALK”

- o Why FFA?



PERSONAL REFLECTION

- o *Is this position right for me?*
- o *How am I going to continue to serve?*
- o On your own reflection:
 - o What inspired you to be a state officer?
 - o 10 years after graduation, why will FFA still be important to me?
 - o How are you going to keep the spirit of involvement if things don't turn out how you would like them to?
 - o In what capacity are you going to serve?



State Officer Candidate Workshop

Post-Workshop Review Packet

Contact Information

Thank you for simply taking interest in the potential of serving as an Iowa FFA State Officer. The fact that you feel that urge deep down to serve others through a position of leadership speaks volumes of who you are as a person. At the end of the day, getting elected or not getting elected to state office does not determine your worth as a person. It does not determine how successful you will be either. That moment you find out whether your future is in this position of service is not a destination or definition, it's simply a direction. A direction, regardless of what it is, that will propel you to a successful future, simply because you are. Thank you for allowing us to spend a day with you. It was truly an inspiring day! Thank you!

Please feel free to contact us with any questions or needs, or if you'd simply like us to talk through one of the rounds with you – let us know. We are at your service!

Holly Schmitt: hjschmitt0508@gmail.com | (563) 422-8975

Sam Martin: 21martsamu@gmail.com | (712) 246-2984

Collin Bauer: cbauer1@iastate.edu | (712) 304-3844



State Officer Candidate Workshop

Post-Workshop Review Packet

COMPETENCIES

The National FFA Organization has identified eight traits required for fulfilling the job description of a state and national FFA officer. As leaders, we have all eight traits. Some are revealed in stronger ways than other, but regardless, we have all eight. If you are able to develop yourself in these eight areas, you can better serve as an officer.

#1: COMMUNICATION – 20%

Demonstrates the effective use of various forms of communication. (ex. Non-verbal, listening, written, speaking and ability to convey a message in both large group and one-on-one settings.)

#2: TEAM PLAYER – 20%

Demonstrates the ability to work in a team setting, values diversity of opinion and works to be inclusive in the process and is willing to put others before self. Demonstrates the ability to see the big picture, break large projects into smaller tasks, appropriately prioritize multiple demands and use time management and organizational tools to produce quality results by identified deadline.

#3: AREAS OF KNOWLEDGE – 20%

Demonstrates the ability to articulate the systemic nature of food, fiber, agricultural and natural resources issues, FFA and all respective current issues. (ex. Agriculture knowledge, FFA knowledge, and American education and agricultural education systems knowledge) Demonstrates the ability to seek solutions and resources when finding information. (ex. Solve problems, think critically and conduct research)

#4: CHARACTER – 20%

Displays a disposition that is genuine, responsible, honest, mature, confident, respectful and has a positive outlook on life.

#5: INFLUENCE – 20%

Demonstrates the ability to influence others through modeling expectations, building relationships and growing the organization. (ex. Motivates FFA members, mentors and coaches others, represents members, builds relationships) Displays personal attributes that are courageous and passionate while carrying out the FFA mission with contagious enthusiasm. (ex. Self-confidence, commitment to FFA, energetic, takes initiative, commitment to service)



State Officer Candidate Workshop

Post-Workshop Review Packet

INTERVIEW ROUNDS

Round #1 – Personal Rounds One

- 3-5 Q's • 6 mins • 1 on 12 •

Purpose: Get to know your goals, motivations, and desire to be a state officer

Tips: Make your first impression a lasting impression and practice interview questions

Round #2 – Multiple Choice Test

- 30 Q's • 30 minutes •

Purpose: Evaluate your base understanding of core issues and facts related to the agriculture, agricultural education and the FFA.

Tips: Study the suggested reference list resources.

Round #3 – Round Robin

- 2 minute preparation • 5 minute conversation •

Purpose: Evaluate your ability to carry a conversation with industry and career experts

Tips: This is not a speech round – it's a conversation. Study the 'Hot Topics' and be able to have general conversations about them.

Round #4 – One-on-One

- 12 interviews • 3-4 Q's • 4 minutes •

Purpose: Evaluate targeted traits and give the Nominating Committee a chance to interact with you one-on-one.

Tips: Set up mock interviews and practice answering interview questions.

Round #5 – Writing Exercise

- 1 topic • 45 minutes •

Purpose: Evaluate your ability to convey knowledge and understanding via writing. Tips: Study the 'Hot Topics.' One topic will be selected from the five 'Hot Topics.'

Round #6 – Advocacy Stand and Deliver

- 20 minute preparation • 3 minute speech • 2-3 Q's • 5 minutes for Q's •

Purpose: Evaluate how you verbally convey a message in front of a group or crowd.

Tips: Study the 'Hot Topics.' One topic will be selected from the five "Hot Topics."

Round #7 – Personal Round Two

- 3-5 Q's • 8 minutes •

Purpose: Evaluate your character, passion for success and influence.

Tips: Be yourself and share examples about your life outside of FFA.



State Officer Candidate Workshop

Post-Workshop Review Packet

AGRICULTURAL EDUCATION: THREE CIRCLE MODEL





State Officer Candidate Workshop

Post-Workshop Review Packet

PROMPT EXAMPLES

“A good objective of leadership is to help those who are doing poorly to do well and to help those who are doing well to do even better.” ~Jim Rohn

Advocacy Stand and Deliver

You have been invited to speak on behalf of the Iowa FFA Association at the Iowa Association of Agricultural Educators (IAAE) conference in Ankeny, Iowa at the FFA Enrichment Center. This group of high school and collegiate agricultural educators have a common goal of strengthening agricultural education in the state of Iowa. They would like to know about the importance of diversity of membership through inclusion and how they can make their program more inclusive. This group has allowed you three minutes to address their convention.

Writing exercise

You are writing a grant proposal on behalf of an urban FFA chapter to John Deere for software systems for their Intro to Agriculture class. Explain in under 750 words why technology benefits students in the classroom.

Round Robin

Today, you are meeting with a U.S. House Representative in Washington, DC. There has been a lot of discussion regarding the stability of the farm economy and how profitable it is for farmers and ranchers. You plan to discuss strategies to further improve the overall market, as well as how FFA plays a role in improving the status and profitability of the farm economy.